

MAXIMIZE YOUR LIVING SPACE



Slim Line Design

PVC Folding Door offers an innovative and high performance door solution for residential and commercial applications. The slim design lets you enjoy maximum viewing area. When fully retracted, it gives an easy access to the exterior living and a great feeling of wide open space.


Energy-efficiency

PVC Folding Door comes with a standard 6 9/16" all vinyl multi-chambered frame. This places the glass panels inside the insulated part of the wall at the center of the total R value materials. The full perimeter weatherstrip around the frame and the sashes ensure optimum air and water tightness.

Features & Benefits



SATISFACTION AND COMFORT FOR YEARS TO COME



The frame is assembled mechanically with metal reinforcement for maximum sturdiness.

Sashes are welded and metal reinforced in all vertical stiles and horizontal rails ensuring long lasting quality construction. These sashes are designed to use common 1" up to 1 3/8" insulated glass suitable for all climates.

PVC Folding Door is virtually maintenance-free and all exposed aluminum on head and sill tracks is anodized to prevent corrosion.



ENDLESS POSSIBILITIES

Multiple Panels Configurations

Opening from the centre or from the sides

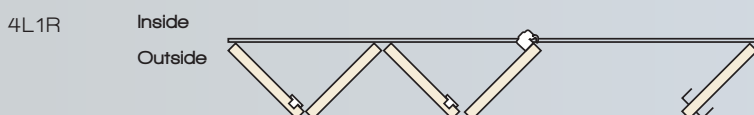
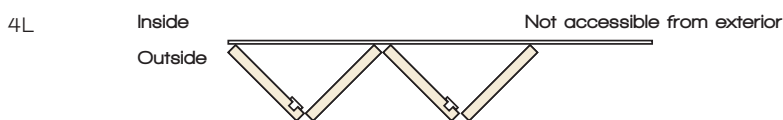
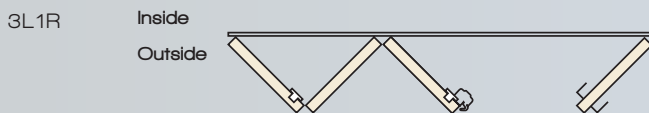
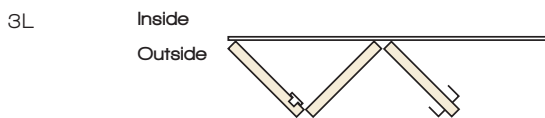
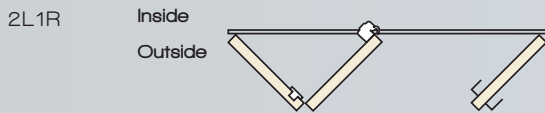
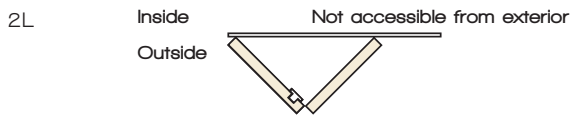
Sash Maximum Width: 39"

Sash Maximum Height: 116"

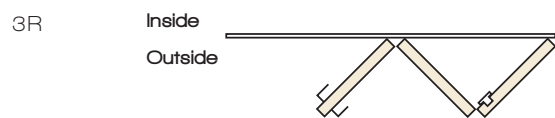
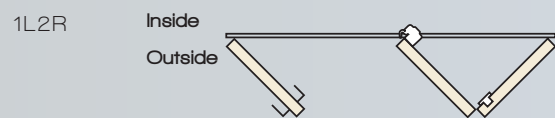
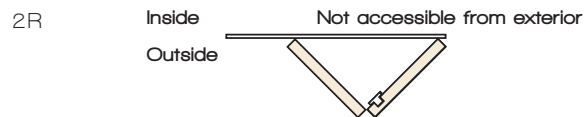
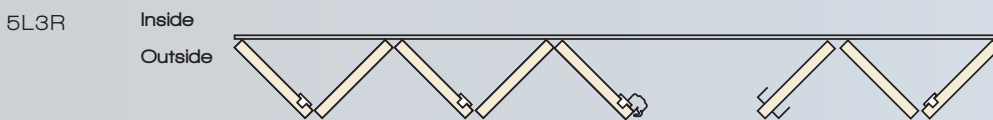
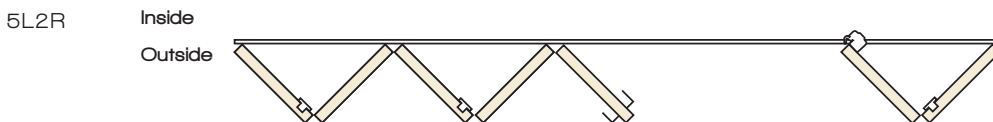
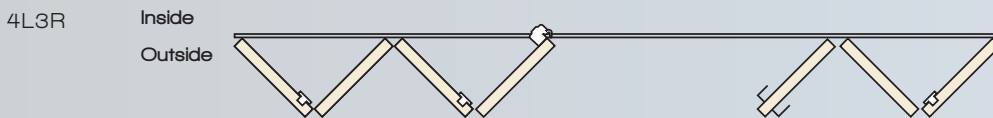
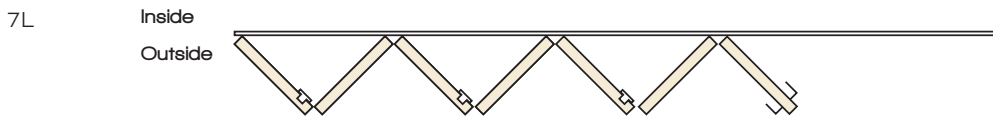
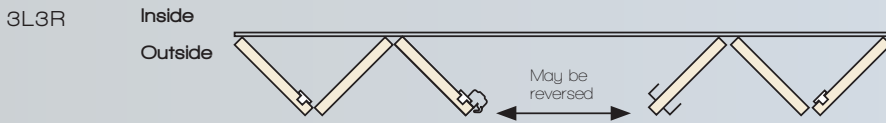
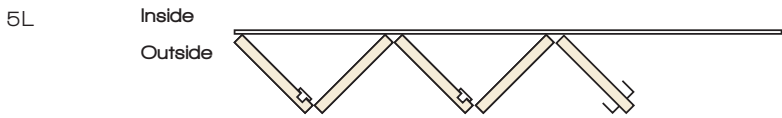
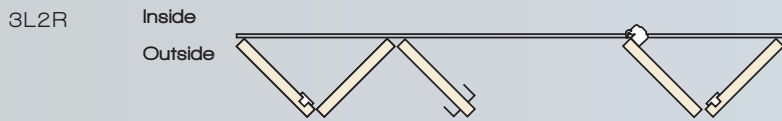
Maximum Weight per Sash: 200 lbs

Maximum numbers of panels per door : 8 panels

CODE OPENING CONFIGURATION



CODE OPENING CONFIGURATION




CODE

OPENING CONFIGURATION

1L3R

Inside

Outside




2L2R

Inside

Outside

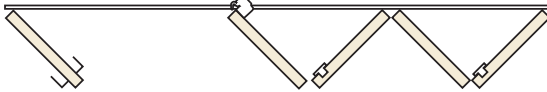
Not accessible from exterior



1L4R

Inside

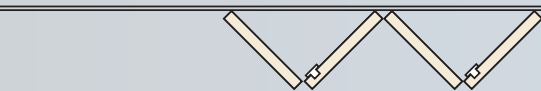
Outside



4R

Inside

Outside



2L3R

Inside

Outside



5R

Inside

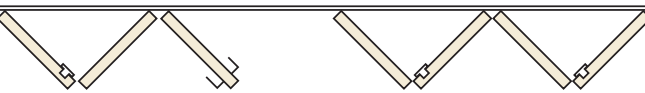
Outside



3L4R

Inside

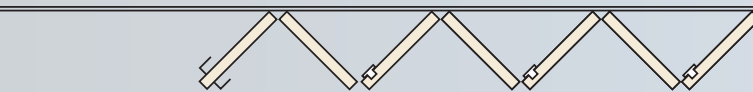
Outside



7R

Inside

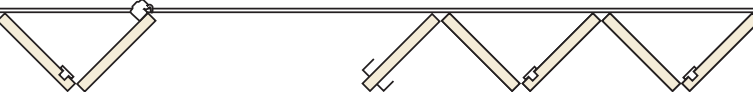
Outside



2L5R

Inside

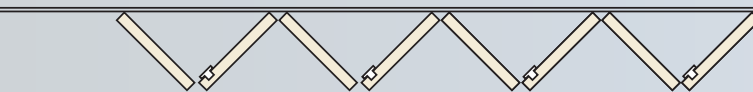
Outside



8R

Inside

Outside



Not accessible from exterior

CHOOSE THE PERFECT SPACE SOLUTION



INNOVATIVE SOLUTIONS TO IMPROVE YOUR EVERYDAY LIFE

Security is enhanced with a 3-point locking hardware as well as independent locking systems at every other panel. Benefit of years of maintenance-free operation with the high quality hardware.

The stainless steel top hung roller system provides smooth and effortless operation.

Peace of mind

The strong and precise engineering in each component ensures a reliable product and an ease of installation.

Hardware



OPTIONS METICULOUSLY CHOSEN FOR AESTHETICS AND COMFORT

A variety of upgradeable handle finishes will bestow this door with a fabulous look:

Black, Brushed Chrome and Polished Chrome


Hinged hardware in Oil Rubbed Bronze finish to match the handles will complete the décor. Head and sill tracks are also offered in black anodized aluminum.

Many glazing options are available for superior energy efficiency:

- 1" dual IG - LoE / Argon
- Up to 1 3/8" Triple Glass
- Tinted Glass
- Grilles



IMPRESSIVE
FEELING
OF BEING PART
OF THE OUTSIDE
LIVING





LOW PROFILE (ADA) ALUMINUM SILL

A low profile (ADA) aluminum sill is now offered on the PVC Folding Door. The **ADA** sill is made of aluminum heavy-duty material construction for maximum strength and rigidity.

This sill complies to *America with Disabilities Act (ADA) Code 1124B*. It utilizes a low profile threshold with a gap no greater than 1/2" in height from surface for better accessibility to people with reduced mobility.

It is the perfect solution for many commercial applications (schools, libraries, restaurants, retail store fronts) when low profile sill is required.

The ADA sill has thermally broken aluminum design reducing heat loss and condensation, ensuring all year round comfort.

Aluminum reinforced vinyl jambs are secure and easily assembled and fastened directly to the aluminum ADA sill.



REMARKABLE CAPABILITIES

PVC Folding Door is ENERGY STAR[®] qualified and achieves an R-Value of 6. With its superior strength and reliability, PVC Folding door meets the most stringent standards of the industry. Complete test results are available upon request



INTERIOR REAL WOOD VANIER STAINABLELA MINATE

Available in 3 Wood species

Available in all Configurations
up to 8 panels wide



PINE



WALNUT



CHERRY



A PERFORMANCE ALL IN COLORS

Colours

White, Cream White, Tan

Paint program offered

ENJOY NATURAL LIGHT AND FRESH AIR

Screen

Both a retractable rolling coil and pleated screen systems made of polyester/PVC material

Robust screen system

Easy to operate

